



General Parameter	
Working Voltage	24V DC
Cuttable	8LEDs/section
LED Type	SMD 2835
LED Beam Angle	120
CRI	90
FPC Substrate Color	White
FPC Width	10mm
FPC Thickness	2OZ for 32LEDs, 3OZ for 64LEDs, 4OZ for 128LEDs
Working Temperature	0°C–40°C
Storage Temperature	-20°C–70°C
IP Rating	IP20 IP54 IP65 IP67
Lifespan	50,000h
Standard Package	5M/roll for 32LEDs and 64LEDs, 4M/roll for 128LEDs
Dimmable	Yes
Certificates	CE, RoHS, ETL

High light efficiency, super brightness and long durability are the main characteristics of this new type of 2835 led strip. It could unbelievably reach up to 120LM/W and CRI90+ against IP20 or IP54, and It is widely used in commercial and civil lighting for its low voltage, low power consumption and safety.



Electro-optical Characteristics

LEDs/m	Wattage	CCT	Luminous Flux
32LEDs	3.8W/m	2700K	420lm/m
		3000K	440lm/m
		4000K	470lm/m
		6000K	470lm/m

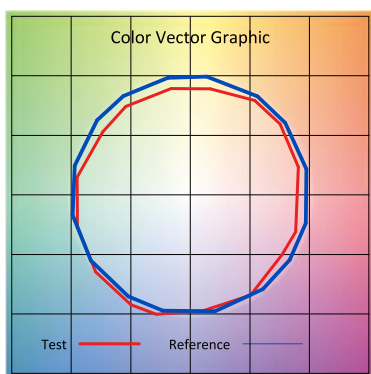
LEDs/m	Wattage	CCT(K)	Luminous Flux
64LEDs	7.6W/m	2700K	840lm/m
		3000K	880lm/m
		4000K	940lm/m
		6000K	940lm/m

LEDs/m	Wattage	CCT(K)	Luminous Flux
128LEDs	15.2W/m	2700K	1660lm/m
		3000K	1740lm/m
		4000K	1850lm/m
		6000K	1850lm/m

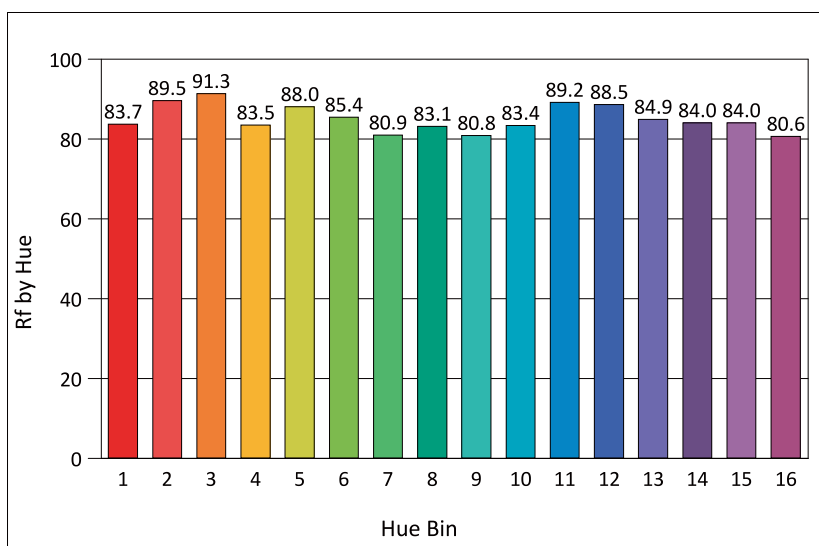
· Other CCT available upon request

TM-30-15 Data

2700K Rf: 85.1/Rg: 91.4



■ Test ■ Reference



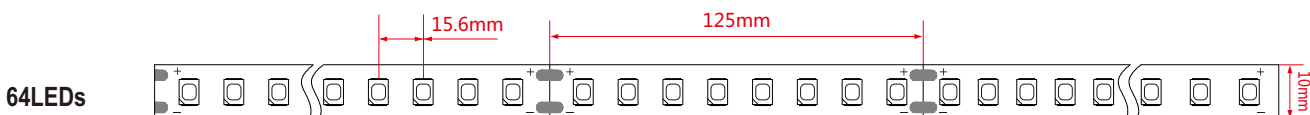
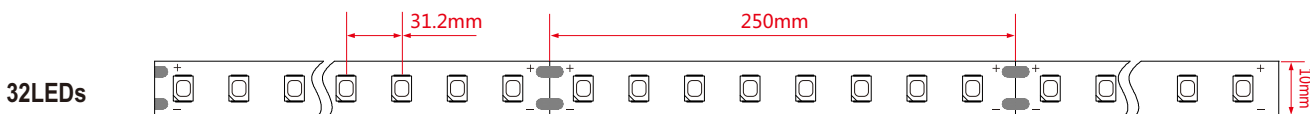


SKU Builder Direction

X1 Product Name		X2 LED Type		X3 LED Color		X4 LED/m		X5 FPC Color		X6 FPC Width		X7 IP Rate		X8 Voltage		X9 CRI	
Code		Code		Code		Code		Code		Code		Code		Code		Code	
FR	LED Strip light	2835	SMD2835	V	2700K	32	32LEDs	WH	White	10	10mm	I	IP20	24	24V DC	U	CRI>90
				W	3000K	64	64LEDs					OE	IP54				
				N	4000K	128	128LEDs					OA	IP65				
				C	6000K							OB	IP67				

Example: $\frac{FR}{X1} \frac{2835}{X2} \frac{V}{X3} \frac{32}{X4} \frac{WH}{X5} \frac{10}{X6} \frac{I}{X7} \frac{24}{X8} \frac{U}{X9}$

Mechanical Diagram





Accessories

Picture	Part No.	Description
	SL-V-12XXXP SL-V-24XXXP	Plastic Power Supply,output: DC12V or 24V, Output Power Options:12W,24W,36W,48W,60W,72W,96W,120W.
	SL-V-12XXXM SL-V-24XXXM	Metal Power Supply,output: DC12V or 24V, Output Power Options: 25W,50W,60W,100W,145W,200W,250W,350W,400W,500W.
	SL-V-12XXX SL-V-24XXX	Waterproof Power Supply,output: DC12V or 24V, Output Power Options:15W,18W,30W,40W,60W,100W,150W,200W.
	SL-01CP	Crystal Plugs with 15cm waterproof wire.
	SL-CL-F	JST Female Connector with 15cm wire.
	SL-CL-M	JST Male Connector with 15cm wire.
	SL-XBB-2	2pin Connector for strips 8mm/10mm/12mm/15mm without wire.
	SL-XBB-2A	2pin Connector for strips 8mm/10mm/12mm/15mm with 15cm wire.
	SL-XBB-Ax2	2pin Connector for strips 8mm/10mm/12mm/15mm with 15cm wire.
	SL-C-X-A	Connector with 50cm 18 AWG wire.
	SL-C-X-Ax2	Connector with 50cm 18 AWG wire.
	SL-C-X-B	Connector without wire.