



Description

Coupled with super-transparent lens, an ultra-thin aluminum channel and a flexible LED strip constitute this new type of LED channel light. because of its ultra-soft characteristics, it can be bent or decorated randomly according to customer any requirement, it is widely used in advertising and decoration industry, and deeply favored by the market.

General Parameter

Working Voltage	12V/24V DC
Aluminum Profile Color	Silver / Black / White
Cover	Diffuser / Milky
CRI	90+
IP Rating	IP54

Working Temperature	0°C-40°C
Storage Temperature	-20°C-70°C
Lifespan	50,000h
Dimmable	Yes
Certificates	CE, RoHS



Electro-optical Characteristics

Part No.	LEDs/m	Wattage	CCT	Luminou Flux
LC67-2110V280S10D12(24)-U	280LEDs	19.2W/m	2700K	1160lm/m
LC67-2110W280S10D12(24)-U			3000K	1190lm/m
LC67-2110N280S10D12(24)-U			4000K	1250m/m
LC67-2110C280S10D12(24)-U			6000K	1320lm/m

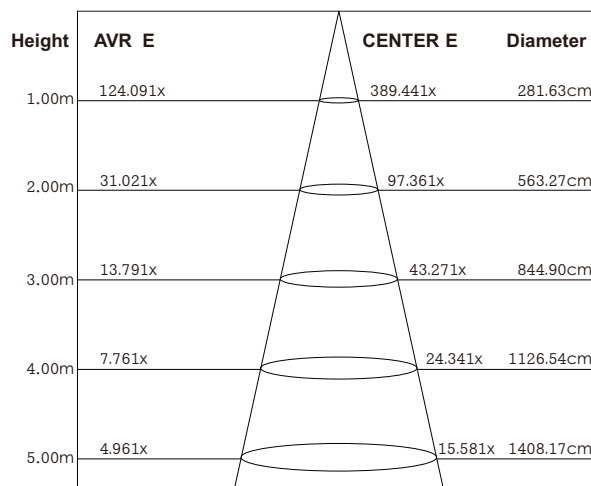
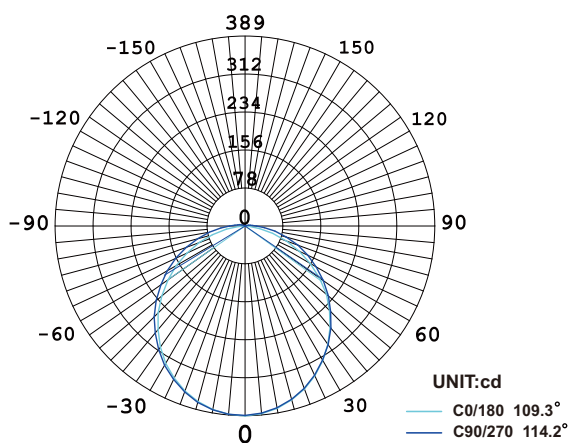
• The luminou flux with diffuser cover

SKU Builder Direction

X1 Product Name	X2 LED Type	X3 CCT	X4 LEDs	X5 Profile Color	X6 Length	X7 Cover	X8 Voltage	X9 CRI
Code	Code	Code	Code	Code	Code	Code	Code	Code
LC67 ChannelLight	2110 SMD2110	V 2700K	280 280LEDs/m	S Silver	03 300mm	D Diffuser	12 12V DC	U CRI>90
		W 3000K		B Black	05 500mm	M Milky	24 24V DC	
		N 4000K		W White	10 1000mm			
		C 6000K						

Example: $\frac{LC67}{X1} \frac{2110}{X2} \frac{V}{X3} \frac{280}{X4} \frac{S}{X5} \frac{03}{X6} \frac{D}{X7} \frac{12}{X8} \frac{U}{X9}$












Photometric Diagram



Angle:109.2deg



Accessories

Picture	Part No.	Description
	LC67-MMC	Mounting clips set: 2 pcs clips and 2 pcs screws per channel.
	LC67-CT	Connector set: 1 pcs connector and 2 pcs screws.
	SL-V-12XXXP SL-V-24XXXP	Plastic Power Supply,output: DC12V or 24V, Output Power Options:12W,24W,36W,48W,60W,72W,96W,120W.
	SL-V-12XXXM SL-V-24XXXM	Metal Power Supply,output: DC12V or 24V, Output Power Options: 25W,50W,60W,100W,145W,200W,250W,350W,400W,500W.
	SL-V-12XXX SL-V-24XXX	Waterproof Power Supply,output: DC12V or 24V, Output Power Options:15W,18W,30W,40W,60W,100W,150W,200W.
	SL-W-W2X0.5	2x0.5mm ² , OD:5.0mm white waterproof wire
	SL-01CP	Crystal Plugs with 15cm waterproof wire.
	SL-CL-F	JST Female Connector with 15cm wire.
	SL-CL-M	JST Male Connector with 15cm wire.
	SL-WAG01M	WAGO Male Connector with 15cm wire
	SL-WAG01F	WAGO Female Connector with 15cm wire.